


A. POLY TURF GRASS SET

Rich, grass-like, non-fading green grass sets are designed for outdoor use at gravesites. Sealed on the back with soft resilient uraloc, assuring a long, maintenance-free life. Easy-cleaning with a garden hose.

- 549762** Grass Set: Mound in (2) 6' x 14' Pieces, (2) 6' x 8' Sides & (2) 3' x 9' T's
- 549789** Mound Only, (2) Pieces, 6' x 14'
- 549797** T-Style Border: (2) 6' x 8' Sides & (2) 3' x 9' T's
- 549843** Special Lengths in 6' Widths



B. FROST REMOVER

Removes frost and leaves the ground dry at the approximate rate of 1 foot in 3-4 hours. 100 lb. cylinder of gas will operate the burner for 35-40 hours. The controlled application of heat conditions the soil for digging. Dirt removed is dry and will remain unfrozen for hours. Insulated canopy leaves the ground around the grave site dry and firm. Constructed of heavy-gauge rolled steel. Gaseous torch, 200,000 BTU with automatic regulator, hose and fittings. 94"L x 38"W x 12"H. 200 lbs. Truck shipment.

- 148822** Complete Set: Canopy, Torch, Fittings & Carrier
- 148938** Canopy Only
- 148946** Gaseous Torch Only
- 148989** Carrier Only



C. POLY RUNNERS


Rich green, grass-like, non-fading material. Sealed on the back to assure a long, maintenance-free life. Protects lawns at the cemetery. Available in 3' widths and sold by the running foot. All ends are serged. Specify desired length.

549835

D. COCOA MATTING

Reduces the danger of walking in precarious conditions. Herringbone design. 100% Coir yarn. Resists water and mildew. Natural tan. Jute binding sewn on ends to prevent raveling. Sold by the running foot, please specify desired length when ordering, up to 100'L.

- 308366** 27"W **535605** 36"W
- 308374** 45"W **535613** 54"W
- 535621** 72"W



E. PVC-COATED TRASH BASKET SET/6
Lightweight. Use indoor or out. 19.125"Dia. at top x 16" Dia. at bottom x 26.5"H.

561711



F. HERCULES LIFT

Heavy-duty lift can place and lower even the heaviest concrete vault. One-person operation. Lowering and placing lids will be done with ease. Constructed of 1.25" square steel tubing with 15" wheels. Gear box/4-spur chain spider with hooks. 89"L x 52"W x 55"H. 10 lbs.


224774



G. VAULT PROBE

Locates objects underground. Constructed of sturdy spring steel. 4'L; replaceable tips.

- 308894** Probe
- 308902** Replacement Tip



H. ALUMINUM GRAVEBOARD SYSTEMS

Strong durable aluminum grooved finish graveboards which will provide unyielding service for years.

- 308878** 10'L x 14"W Graveboard, Pr
- 308861** 5'L x 14"W End Set
- 308309** 10'L x 21"W Graveboard, Pr
- 308317** 5'L x 21"W End Set



I. CONCRETE VAULT LID PLACER

Heavy-duty lift can place and lower the heaviest concrete vault lid with ease. Constructed of 2" steel pipe with 15" wheels. Gear box/4-spur chain spider with hooks. 89"L x 52"W x 55"H. 210 lbs.

224782