

LAMINATORS & ACCESSORIES


The perfect way to make a lasting impression on your customers. Great for prayer cards, photographs and more. Choose the size of the pre-cut pouch for your materials, insert the pouch into your laminator and in seconds you have a permanently protected remembrance. The heavy-duty model LX350 will laminate pouches and ID cards up to 3.4375"W. The heavy-duty model LX1200 will laminate materials up to 12.562"W. The heavy-duty models are built with a more durable metal housing and a 30% faster laminating speed than the standard models. Heavy-duty models carry a 5-year warranty and are UL Listed and CSA Approved.




A. LAMINEX LX350
3.5"W Laminating Tray, 10"L x 3.75"H x 8"D.
520535




B. LAMINEX LX1200
12.562"W Laminating Tray, 15.75"L x 4.375"H x 8"D.
520608




C. 3 MIL FULL SHEET POUCH
9"W x 11.5"H,100/pk.
520586



D. 5 MIL PRAYER CARD POUCH
2.75"W x 4.5"H,100/pk.
520969



E. 5 MIL JUMBO POUCH
3"W x 4.125"H,100/pk.
520551



F. PLASTIC LAMINATING SHEETS
An easy way to protect important documents when you don't have access to a laminator. Peel-off plastic liner, press item down onto plastic, place second piece of plastic over the item and trim to desired size.
146579 Full Sheet, 9"W x 12"H, 20/pk.
146722 Prayer Card, 3"W x 4.5"H, 100/pk